

Solar Light Performance & Run Times Yearly Monthly (Averages)

Very Bright & Long Sunny Days

The following information illustrates the significant impact weather, time of year and geographic location have on solar lighting products. Actual performance and run times can vary SIGNIFICANTLY based on these factors. The following information should be used as a general reference for solar light performance.

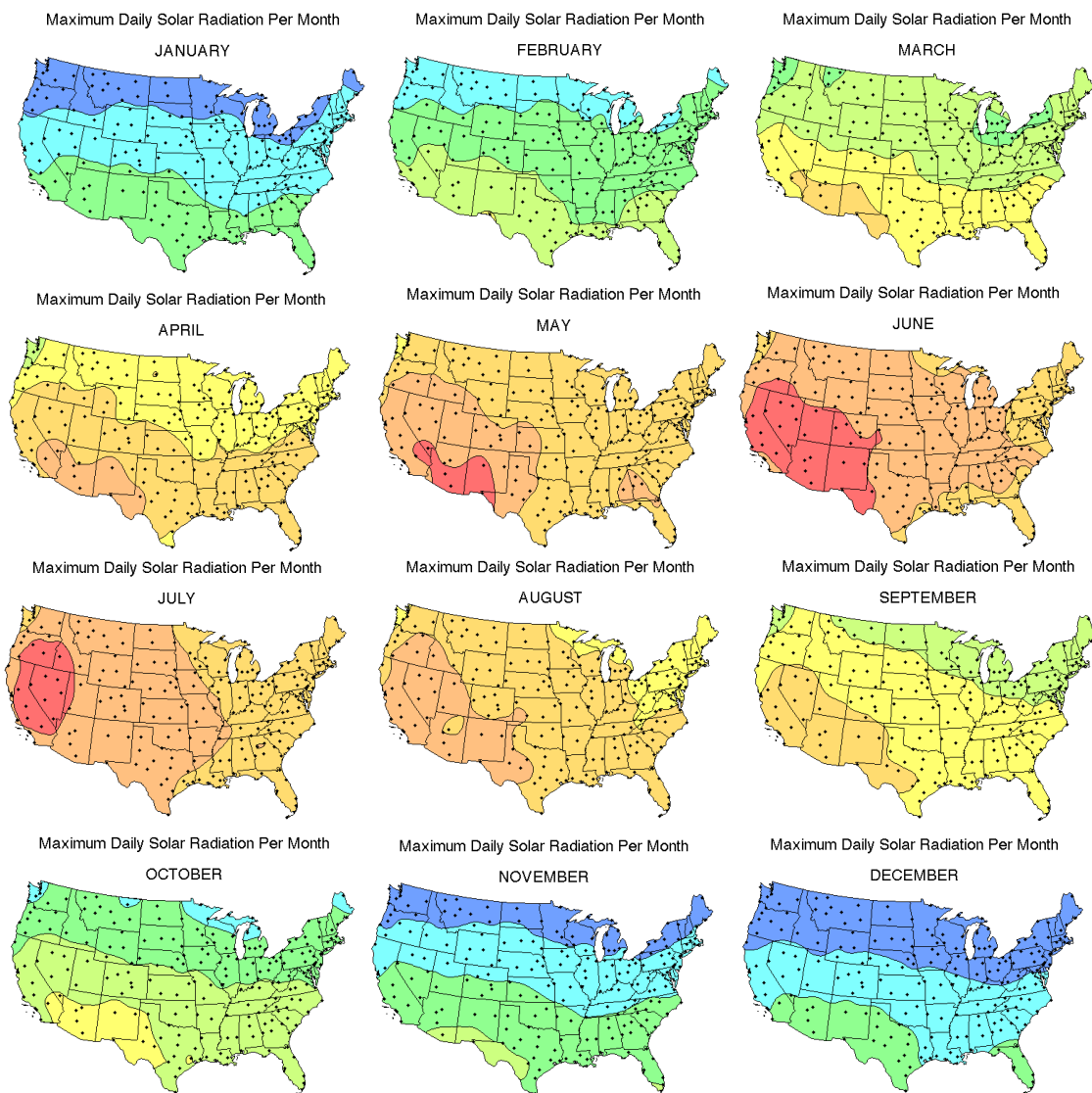
Battery capacity will reduce during the course of the battery life cycle. Replacing batteries when necessary will boost performance. Replacing batteries with a higher capacity battery will increase run times when fully charged, however, higher capacity batteries take longer to recharge.



12-Month HIGH'S



Weather conditions have a significant impact on the performance & run times of solar lighting products



BATTERY CHARGE	RUN TIMES
	18+ Hrs
	16+ Hrs
	14+ Hrs
	12+ Hrs
	10+ Hrs
	8+ Hrs
	6+ Hrs
	4+ Hrs
	2+ Hrs
	1+ Hrs

NOTE:
The following are estimated run times and vary significantly with actual conditions, lighting product, battery capacity, battery condition and numerous other factors.



Lake Lite Inc.
105 W. Simon St.
Laotto, IN 46763

Phone: 260-918-2758
Fax: 260-918-3540
E-mail sales@lakelite.com

www.lakelite.com
www.solarmarinelites.com

Solar Light Performance & Run Times Yearly Monthly (Averages)

Overcast, Cloudy, Snowy, Rainy Days

The following information illustrates the significant impact weather, time of year and geographic location have on solar lighting products. Actual performance and run times can vary SIGNIFICANTLY based on these factors. The following information should be used as a general reference for solar light performance.

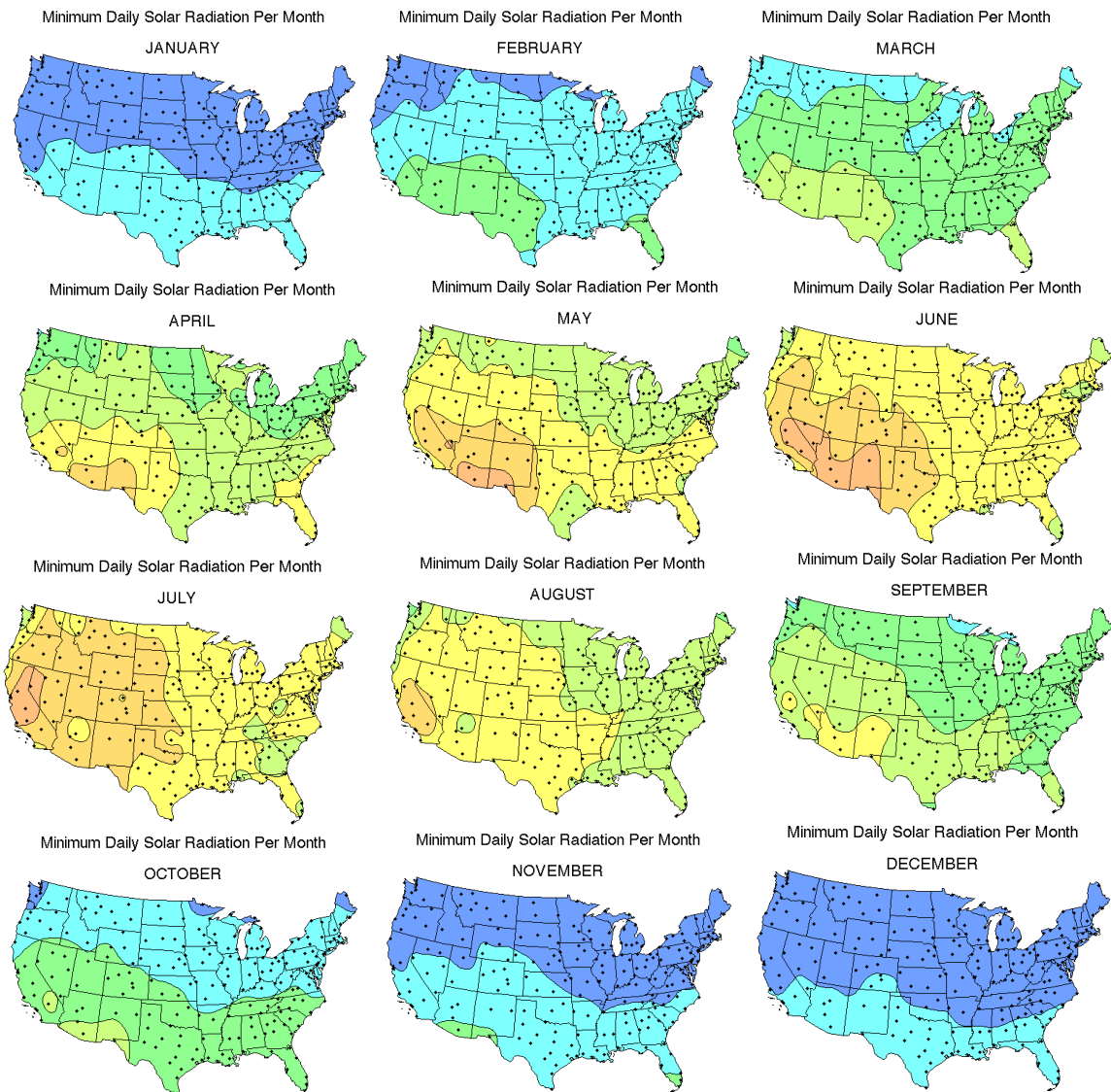
Battery capacity will reduce during the course of the battery life cycle. Replacing batteries when necessary will boost performance. Replacing batteries with a higher capacity battery will increase run times when fully charged, however, higher capacity batteries take longer to recharge.



12-Month LOW'S



Weather conditions have a significant impact on the performance & run times of solar lighting products



BATTERY CHARGE	RUN TIMES
	18+ Hrs
	16+ Hrs
	14+ Hrs
	12+ Hrs
	10+ Hrs
	8+ Hrs
	6+ Hrs
	4+ Hrs
	2+ Hrs
	1+ Hrs

NOTE:
The following are estimated run times and vary significantly with actual conditions, lighting product, battery capacity, battery condition and numerous other factors.



Lake Lite Inc.
105 W. Simon St.
Laotto, IN 46763

Phone: 260-918-2758
Fax: 260-918-3540
E-mail sales@lakelite.com

www.lakelite.com
www.solarmarinelites.com

Solar Light Performance & Run Times Yearly Monthly (Averages)

Average Sunshine or slight overcast

The following information illustrates the significant impact weather, time of year and geographic location have on solar lighting products. Actual performance and run times can vary SIGNIFICANTLY based on these factors. The following information should be used as a general reference for solar light performance.

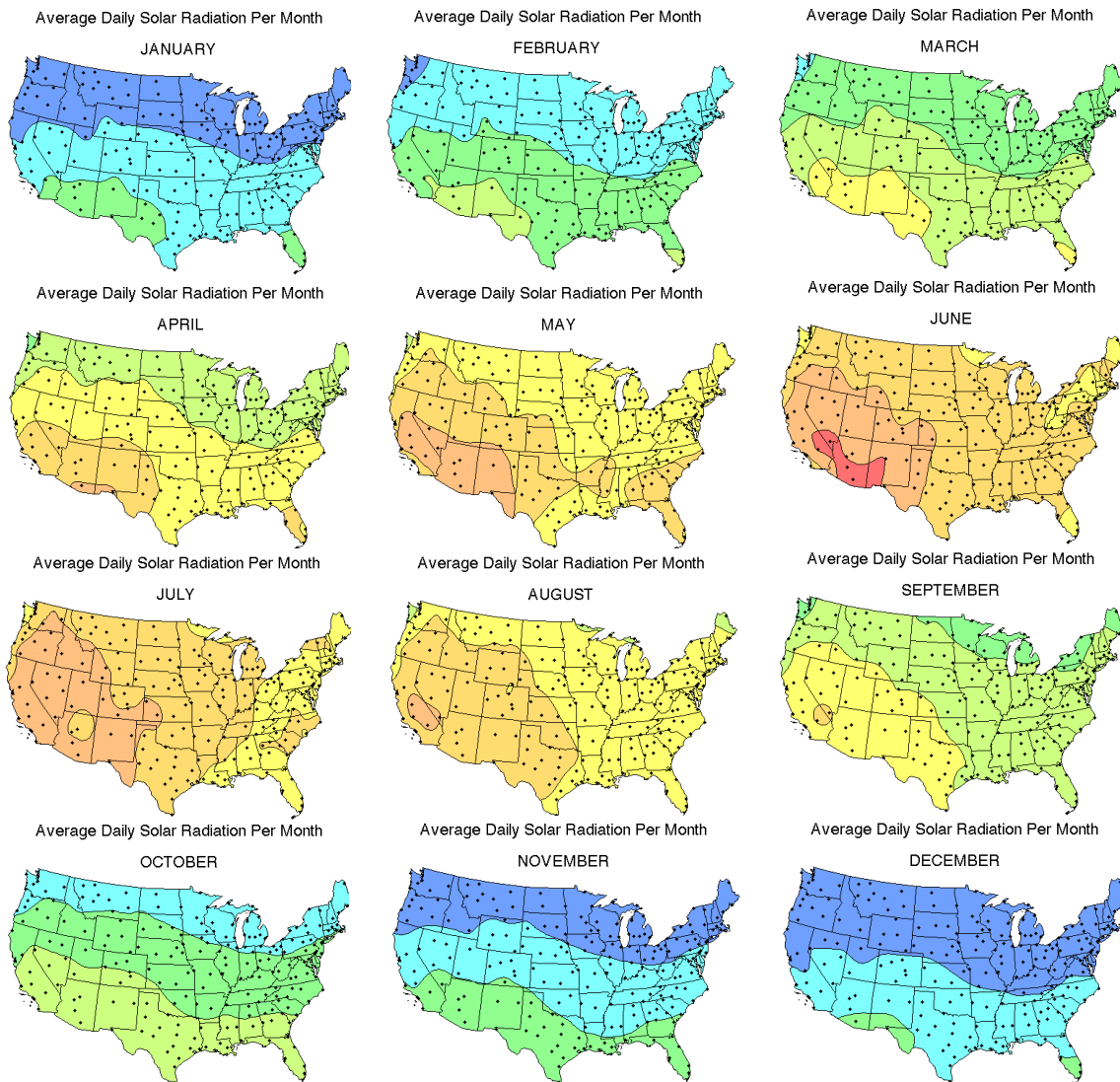
Battery capacity will reduce during the course of the battery life cycle. Replacing batteries when necessary will boost performance. Replacing batteries with a higher capacity battery will increase run times when fully charged, however, higher capacity batteries take longer to recharge.



12-Month Averages



Weather conditions have a significant impact on the performance & run times of solar lighting products



BATTERY CHARGE	RUN TIMES
	18+ Hrs
	16+ Hrs
	14+ Hrs
	12+ Hrs
	10+ Hrs
	8+ Hrs
	6+ Hrs
	4+ Hrs
	2+ Hrs
	1+ Hrs

NOTE:
The following are estimated run times and vary significantly with actual conditions, lighting product, battery capacity, battery condition and numerous other factors.



Lake Lite Inc.
105 W. Simon St.
Laotto, IN 46763

Phone: 260-918-2758
Fax: 260-918-3540
E-mail sales@lakelite.com

www.lakelite.com
www.solarmarinelites.com